


The Children's Bookshow



Get ready to step into the world of *There's a Tiger on the Train*, written by Mariesa Dulak and illustrated by Rebecca Cobb. The following activities will help you imagine, create, and explore the story and its themes. We'd love to see what you come up with, so don't forget to share your work with us!

Explore



- In the story, dad doesn't notice anything on the train because he is too busy looking at his phone. Next time you are on a journey, make sure you notice everything around you; you never know what you might see.
- Enjoy a train ride with your family to your nearest seaside town. Make sure to pay close attention to the other passengers on the train!
- Take a break away from screens and discover other activities you can do with your family: build a den, bake a cake, take a nature walk, play a game, learn a magic trick, read a book – the possibilities are endless.

Draw



- Draw a side view of the train carriage with some of the different animals. Choose one of the animals in the story to draw and add different clothing and accessories for their special day out.
- The train carriage doesn't look very comfortable for many of the animals in the story, especially the bigger ones. Design a carriage specifically for one of the animal families. What would they need to help them be comfortable on a long train journey?

Create



- Make different animal masks from paper plates. Have fun wearing them around the house and see who notices!
- Paint a symmetrical portrait of the tiger. Simply fold a piece of paper in half, paint half a tiger face on one side (make sure you use plenty of paint) then refold to print the image on the other side.
- Make stick puppets of the animals and act out the story in a puppet show for your family. Think about what they might say to each other as they join the train.

Write

CLANK CLANK, RUMBLE
Went the train along the track,
SPLISH-SPLASH TUMBLE
As the tea spilled down the crack.

PITTER-PATTER, scratch
Went the mouse's tiny feet,
HOWLS and HONKS galore
As he tried to get the sweets.




Someone sneezed – ACHOOO!
Then the tiger gave a ROARRRRR!
The train ground to a halt
And he jumped out of the door!

- Re-write the story from the Tiger's point of view. Where did his journey begin? Why is he going to the seaside for the day? What does he think when he meets the boy?
- Onomatopoeia is used throughout the story: these are sound words like 'clank', 'splish-splash' and 'pitter-patter'. Write and perform a sound poem using onomatopoeic words from the story.
- Write a postcard from the boy to his best friend, telling them about his day at the beach with his dad and all of the animals.

Further Activities to Try...

1. Discover more about Mariesa Dulak and Rebecca Cobb on our website:
www.thechildrensbookshow.com/artists/mariesa-dulak
www.thechildrensbookshow.com/artists/rebecca-cobb
2. Create a comic book for the Tiger to read on the train.
3. Think of another place where it would be very unusual to meet a tiger, or another wild animal, and write a story about it. For example, 'There's a Tiger in my Taxi', 'There's a Hippo in my House', 'There's a Crocodile on the Coach'.
4. Create a soundscape using all the sound words (onomatopoeia) from the story.
5. Visit www.thechildrensbookshow.com/artists to explore our other featured authors and illustrators, and discover many more recommended reads.

Other books by Mariesa Dulak and Rebecca Cobb



Coming in May 2026

EMAIL US TO SUBMIT YOUR WORK TO OUR GALLERY
admin@thechildrensbookshow.com