


# The Children's Bookshow



Get ready to step into the world of *The Final Year*, written by Matt Goodfellow and illustrated by Joe Todd-Stanton. The following activities will help you imagine, create, and explore the story and its themes. We'd love to see what you come up with, so don't forget to share your work with us!



## Explore

- Nathan is already a big fan of David Almond when Mr Joshua introduces him to *Skellig*. Read and explore some of his books to find out for yourself why Nathan loves them so much.
- In *The Final Year* Matt Goodfellow writes in free verse and uses a technique called enjambment. Find out more about these and use them to write your own poem about a significant moment from your own life.
- Nathan tries hard to keep the beast within him (his anger) under control. Is there a creature lurking within you which represents a specific emotion? Can you draw it or write about it?




## Draw

- Draw a picture of your local area, entitled 'These Are My Streets' (page 17). Include buildings and locations which hold meaning for you.
- Draw a self-portrait in the style of that on page 109. Include words, phrases and sentences on ribbons: these could be the thoughts, ideas, aspirations or worries which you hold inside your head.
- Fill a piece of paper with doodles like those on the back cover of the book. Include images to represent things, people and places which are important to you.



## Create

- While on their school trip, Nathan and his classmates build rafts to race across the lake. Build your own mini raft and test it in the bath.
- Create a piece of word art using 'found poetry': collect interesting words from the book and use an online word art generator to create an image in the shape of your choice.
- Skellig's wings feature prominently throughout the book. Create a pair of wings or a piece of art using crafting feathers or make some paper feathers, following an online tutorial.



## Write

- Write a rhyming poem to describe yourself in the style of 'Me' (page 19).
- Choose a member of your family and write an alliterative poem in the style of 'Brandon – Jaxon's Dad' (page 24).
- Nathan writes a poem about PS, his best friend (page 56). Using a similar rhyming pattern and syllabic structure of 5, 6, 8 for each verse, write a poem about your own best friend.
- Throughout your final year at primary, keep a diary of significant events. Maybe you could use these to write your own novel one day!

### Further Activities to Try...

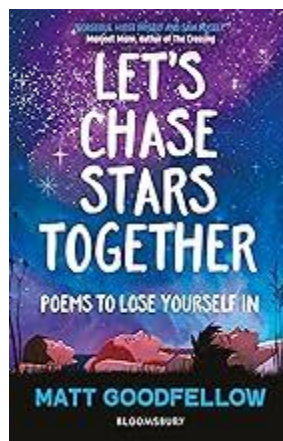
1. Find out more about Matt Goodfellow and watch him introduce *The Final Year* at [www.thechildrensbookshow.com/artists/matt-goodfellow](http://www.thechildrensbookshow.com/artists/matt-goodfellow).
2. Discover more about the illustrator, Joe Todd-Stanton, at [www.lovereadings4kids.co.uk/illustrator/3627/Joe-Todd-Stanton.html](http://www.lovereadings4kids.co.uk/illustrator/3627/Joe-Todd-Stanton.html).
3. If you have enjoyed reading *The Final Year*, you might enjoy reading other novels in verse such as *The Crossover* and *Booked* by Kwame Alexander.
4. Visit [www.thechildrensbookshow.com/artists](http://www.thechildrensbookshow.com/artists) to explore our other featured authors and illustrators, and discover many more recommended reads.
5. Read *The First Year*, the sequel to *The Final Year*, to find out what happens to Nathan as he starts at secondary school. You can read a taster at the end of *The Final Year*.
6. Discover your inner voice and have a go at writing your own poetry. Start with a simple form such as Haiku and try and write a poem a day about different subjects. For example:

I love poetry!

Freedom to express myself

Time to just be me.

### Other books by Matt Goodfellow



Coming soon!

EMAIL US TO SUBMIT YOUR WORK TO OUR GALLERY  
[admin@thechildrensbookshow.com](mailto:admin@thechildrensbookshow.com)